

# ASSAB XW-42



ASSAB 	UDDEHOLM 	REFERENCE STANDARD		
		AISI	W.Nr.	JIS
ASSAB DF-2	ARNE	O1	(1.2510)	(SKS 3)
ASSAB DF-3		O1	(1.2510)	(SKS 3)
ASSAB XW-5	SVERKER 3	D6 (D3)	(1.2436)	(SKD 2)
ASSAB XW-10	RIGOR	A2	1.2363	SKD 12
ASSAB XW-41	SVERKER 21	D2	1.2379	SKD 11
<b>ASSAB XW-42</b>		<b>D2</b>	<b>1.2379</b>	<b>SKD 11</b>
CARMO	CARMO		1.2358	
CALMAX	CALMAX		1.2358	
CALDIE	CALDIE			
ASSAB 88	SLEIPNER			
ASSAB PM 23 SUPERCLEAN	VANADIS 23 SUPERCLEAN	(M3:2)	1.3395	SKH 53
ASSAB PM 30 SUPERCLEAN	VANADIS 30 SUPERCLEAN	(M3:2 + Co)	1.3294	SKH 40
ASSAB PM 60 SUPERCLEAN	VANADIS 60 SUPERCLEAN		(1.3292)	
VANADIS 4 EXTRA SUPERCLEAN	VANADIS 4 EXTRA SUPERCLEAN			
VANADIS 6 SUPERCLEAN	VANADIS 6 SUPERCLEAN			
VANADIS 10 SUPERCLEAN	VANADIS 10 SUPERCLEAN			
VANCRON 40 SUPERCLEAN	VANCRON 40 SUPERCLEAN			
ELMAX SUPERCLEAN	ELMAX SUPERCLEAN			
ASSAB 518		P20	1.2311	
ASSAB 618		P20 Mod.	1.2738	
ASSAB 618 HH		P20 Mod.	1.2738	
ASSAB 618 T		P20 Mod.	1.2738 Mod.	
ASSAB 718 SUPREME	IMPAX SUPREME	P20 Mod.	1.2738	
ASSAB 718 HH	IMPAX HH	P20 Mod.	1.2738	
NIMAX	NIMAX			
MIRRAX 40	MIRRAX 40	420 Mod.		
VIDAR 1 ESR	VIDAR 1 ESR	H11	1.2343	SKD 6
UNIMAX	UNIMAX			
CORRAX	CORRAX			
ASSAB 2083		420	1.2083	SUS 420J2
STAVAX ESR	STAVAX ESR	420 Mod.	1.2083 ESR	SUS 420J2
MIRRAX ESR	MIRRAX ESR	420 Mod.		
POLMAX	POLMAX			
RAMAX HH	RAMAX HH	420 F Mod.		
ROYALLOY	ROYALLOY			
PRODAX				
ASSAB PT18				
ASSAB MMXL				
ASSAB MM40				
<b>ALVAR 14</b>	<b>ALVAR 14</b>		<b>1.2714</b>	<b>SKT 4</b>
<b>ASSAB 2714</b>			<b>1.2714</b>	<b>SKT 4</b>
<b>ASSAB 8407 2M</b>	<b>ORVAR 2M</b>	<b>H13</b>	<b>1.2344</b>	<b>SKD 61</b>
<b>ASSAB 8407 SUPREME</b>	<b>ORVAR SUPREME</b>	<b>H13 Premium</b>	<b>1.2344 ESR</b>	<b>SKD 61</b>
<b>DIEVAR</b>	<b>DIEVAR</b>			
<b>HOTVAR</b>	<b>HOTVAR</b>			
<b>QRO 90 SUPREME</b>	<b>QRO 90 SUPREME</b>			
<b>FORMVAR</b>	<b>FORMVAR</b>			
ASSAB 705		4340	1.6582	SNCM8
ASSAB 709		4140	1.7225	SCM4
ASSAB 760		1050	1.1730	S50C

ASSAB is a trademark of ASSAB Pacific Pte Ltd.

The information contained herein is based on our present state of knowledge and is intended to provide general notes on our products and their uses. It should not therefore be construed as a warranty of specific properties of the products described or a warranty of fitness for a particular purpose. Each user of ASSAB products is responsible for making its own determination as to the suitability of ASSAB products and services.

## General

ASSAB XW-42 is a high-carbon, high-chromium tool steel alloyed with molybdenum and vanadium characterised by:

- High wear resistance
- High compressive strength
- High hardness after hardening
- Good through-hardening properties
- Good dimension stability during heat treatment
- Good resistance to tempering back

Typical analysis %	C 1.55	Si 0.3	Mn 0.3	Cr 11.6	Mo 0.8	V 0.9
Standard specification	AISI D2, WNr. 1.2379, SKD 11					
Delivery condition	Soft annealed to max. 240 HB					
Colour code	Yellow / White					

## Applications

ASSAB XW-42 is recommended for tools requiring very high wear resistance, combined with moderate toughness (shock resistance). ASSAB XW-42 is a versatile tool steel, which can be used for a wide variety of cold work applications including blanking and other cutting processes, and several forming processes.

ASSAB XW-42 can be supplied in various surface executions including hot rolled, pre-machined, and fine machined condition. It is also available in the form of hollow bars.

### BLANKING AND CUTTING

Application	Work material thickness	Work material hardness (HB)	
		≤180	>180
<i>Tools for:</i> Blanking, fine blanking, punching, cropping, shearing, trimming, clipping	< 3mm	60 - 62	58 - 60
	3 - 6mm	58 - 60	54 - 56
	6 - 10mm	54 - 56	–
Short cold shears Shredding knives for plastic waste Granulator knives			56 - 60
Circular shears			58 - 60
Clipping, trimming tools for forgings	{ Hot Cold		58 - 60 56 - 58
Wood milling cutters, reamers, broachers			58 - 60

### FORMING AND OTHER APPLICATIONS

Application	Hardness HRC
<i>Tools for:</i> Bending, forming, deep drawing, rim-rolling, spinning and flow-forming	56 - 62
Coining dies	56 - 60
Cold extrusion dies, punches	58 - 60 56 - 60
Tube forming rolls, section forming rolls, plain rolls	58 - 62
<i>Dies for moulding of:</i> Ceramics, bricks, tiles, grinding wheels, tablets, abrasive plastics	58 - 62
Thread rolling dies	58 - 62
Cold heading tools	56 - 60
Crushing hammers	56 - 60
Swaging tools	56 - 60
Gauges, measuring tools, guide rails, bushes, sleeves, knurling tools, sandblast nozzles	58 - 62

## Properties

### PHYSICAL PROPERTIES

Hardened and tempered to hardness 62 HRC.

Temperature	20°C	200°C	400°C
Density kg/m <sup>3</sup>	7 700	7 650	7 600
Modulus of elasticity MPa	210 000	200 000	–
Coefficient of thermal expansion per °C from 20°C	–	11.7 x 10 <sup>-6</sup>	12.8 x 10 <sup>-6</sup>
Thermal conductivity W/m °C	20	21	–
Specific heat J/kg °C	460	–	–

### COMPRESSIVE STRENGTH

Approximate compressive strength versus hardness at room temperature.

Hardness HRC	Strength MPa	
	R <sub>mc</sub>	R <sub>c0.2</sub>
56	2070	1510
58	2200	1620
60	2950	2150
62	3100	2200

\* R<sub>mc</sub> Compressive strength

R<sub>c0.2</sub> Compressive yield strength

# Heat treatment

## SOFT ANNEALING

Protect the steel and heat through to 850°C. Cool in the furnace at 10°C per hour to 650°C, then freely in air.

## STRESS RELIEVING

After rough machining, the tool should be heated through to 650°C, holding time 2 hours. Cool slowly to 500°C, then freely in air.

## HARDENING

Preheating temperature: 650 - 750°C.

Austenitising temperature: 990 - 1050°C, but usually 1000 - 1040°C.

Temperature °C	Soaking time minutes	Hardness before tempering
990	60	63±2 HRC
1010	45	64±2 HRC
1030	30	65±2 HRC

Soaking time = Time at hardening temperature after the tool is fully heated through.

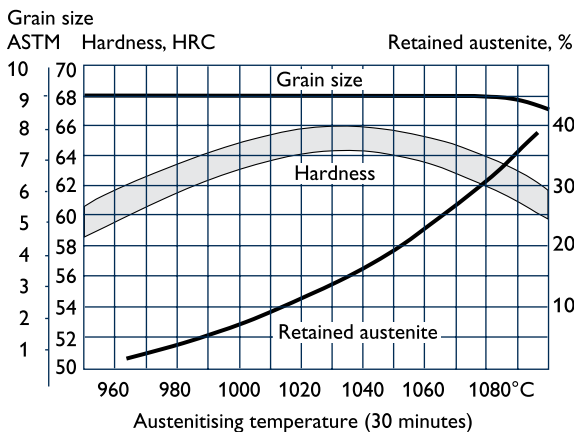
Protect the tool against decarburisation and oxidation during austenitising.

## QUENCHING MEDIA

- Forced gas/circulating atmosphere.
- Vacuum (high speed gas with sufficient overpressure).
- Martempering bath or fluidised bed at 180 - 500°C, then cool in air blast.
- Warm oil, approx. 80°C (only very simple geometries).

Note: Temper the tool as soon as its temperature reaches 50 - 70°C. ASSAB XW-42 hardens through in all standard sizes.

### Hardness, retained austenite and grain size as functions of austenitising temperature



## SUB-ZERO TREATMENT

Pieces requiring maximum dimensional stability should be sub-zero treated, as volume changes may occur in the course of time. This applies, for example, to measuring tools like gauges and certain structural components.

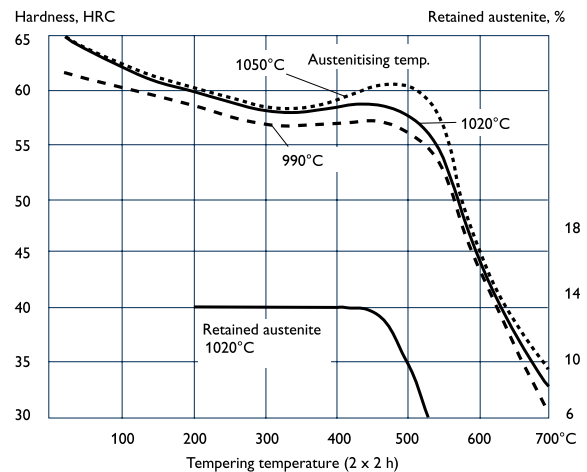
Immediately after quenching, the piece should be sub-zero treated between -120 and -150°C, soaking time 3 - 4 hours, followed by tempering. Sub-zero treatment will give a hardness increase of 1 - 3 HRC.

Avoid intricate shapes as there will be risk of cracking.

## TEMPERING

Choose the tempering temperature according to the hardness required by reference to the tempering graph. Temper at least twice with intermediate cooling to room temperature. The lowest tempering temperature which should be used is 180°C. The minimum holding time at temperature is 2 hours.

### Tempering graph



## Machining recommendations

The cutting data below are to be considered as guiding values and as starting points for developing your own best practice.

Condition: Soft annealed condition ~210 HB

## TURNING

Cutting data parameters	Turning with carbide		Turning with HSS†
	Rough turning	Fine turning	Fine turning
Cutting speed (v <sub>c</sub> ) m/min	100 - 150	150 - 200	12 - 15
Feed (f) mm/r	0.2 - 0.4	0.05 - 0.2	0.05 - 0.3
Depth of cut (a <sub>p</sub> ) mm	2 - 6	≤ 2	≤ 2
Carbide designation ISO	K15 - K20*	K15 - K20*	-

† High speed steel

\* Use a wear-resistant Al<sub>2</sub>O<sub>3</sub> coated carbide grade

## DRILLING

### High speed steel twist drill

Drill diameter mm	Cutting speed ( $v_c$ ) m/min	Feed (f) mm/r
≤ 5	10 - 12*	0.05 - 0.15
5 - 10	10 - 12*	0.15 - 0.20
10 - 15	10 - 12*	0.20 - 0.25
15 - 20	10 - 12*	0.25 - 0.35

\* For coated HSS drill,  $v_c = 18 - 20$  m/min

### Carbide drill

Cutting data parameters	Type of drill		
	Indexable insert	Solid carbide	Carbide tip <sup>1</sup>
Cutting speed ( $v_c$ ) m/min	130 - 150	70 - 90	35 - 45
Feed (f) mm/r	0.05 - 0.25 <sup>2</sup>	0.10 - 0.25 <sup>2</sup>	0.15 - 0.25 <sup>2</sup>

<sup>1</sup> Drill with replaceable or brazed carbide tip

<sup>2</sup> Depending on drill diameter

## MILLING

### Face and square shoulder milling

Cutting data parameters	Milling with carbide	
	Rough milling	Fine milling
Cutting speed ( $v_c$ ) m/min	90 - 130	130 - 180
Feed ( $f_z$ ) mm/tooth	0.2 - 0.4	0.1 - 0.2
Depth of cut ( $a_p$ ) mm	2 - 4	≤ 2
Carbide designation ISO	K20, P20*	K20, P20*

\* Use a wear-resistant  $Al_2O_3$  coated carbide grade

### End milling

Cutting data parameters	Type of end mill		
	Solid carbide	Carbide indexable insert	High speed steel
Cutting speed ( $v_c$ ) m/min	70 - 100	80 - 110	12 - 17 <sup>1</sup>
Feed ( $f_z$ ) mm/tooth	0.03 - 0.2 <sup>2</sup>	0.08 - 0.2 <sup>2</sup>	0.05 - 0.35 <sup>2</sup>
Carbide designation ISO	–	K15 - K20 <sup>3</sup>	–

<sup>1</sup> For coated HSS end mill,  $v_c = 25 - 30$  m/min

<sup>2</sup> Depending on radial depth of cut and cutter diameter

<sup>3</sup> Use a wear-resistant  $Al_2O_3$  coated carbide grade

## GRINDING

### Wheel recommendation

Type of grinding	Soft annealed condition	Hardened condition
Face grinding straight wheel	A 46 HV	B151 R75 B3 <sup>1</sup> A 46 GV <sup>2</sup>
Face grinding segments	A 24 GV	3SG 36 HVS <sup>2</sup> A 36 GV
Cylindrical grinding	A 46 KV	B126 R75 B3 <sup>1</sup> A 60 KV <sup>2</sup>
Internal grinding	A 46 JV	B126 R75 B3 <sup>1</sup> A 60 HV
Profile grinding	A 100 LV	B126 R100 B6 <sup>1</sup> A 120 JV <sup>2</sup>

<sup>1</sup> If possible, use CBN wheels for this application

<sup>2</sup> Preferably a wheel type containing sintered  $Al_2O_3$

## Welding

There is a general tendency for tool steel to crack after welding. When welding is required, take proper precautions with regards to joint preparation, filler material selection, preheating, welding procedure and postweld heat treatment to ensure good welding results. If the tool is to be polished or photo-etched, it is necessary to work with an electrode type of matching composition.

Welding method	TIG	MMA
Preheating temp. <sup>1</sup>	250°C	250°C
Filler material	Inconel 625-type (buffering layers) UTP A73G2 UTP A67S UTP A696 CastoTIG 5 <sup>3</sup>	Inconel 625-type (buffering layers) UTP 67S UTP 69 Castolin 2 Castolin 6
Maximum interpass temp. <sup>2</sup>	400°C	400°C
Postweld cooling	20 - 40°C/h for the first 2 hours, then freely in air < 70°C	
Hardness after welding	Inconel 625-type (buffering layers) 280 HB UTP A696 / CastoTIG 5 60 - 64 HRC UTP A67S 55 - 58 HRC UTP A73G2 53 - 56 HRC	Inconel 625-type (buffering layers) 280 HB UTP 69 / Castolin 6 59 - 61 HRC Castolin 2 56 - 60 HRC UTP 67S 55 - 58 HRC
<b>Heat treatment after welding</b>		
Hardened condition	Temper 10 - 20°C below the original tempering temperature.	
Soft annealed condition	Soft anneal according to the "Heat treatment" recommendation.	

<sup>1</sup> Preheating temperature must be established throughout the tool and must be maintained for the entire welding process, to prevent weld cracking. For hardened and tempered tool, the actual preheat temperature used is typically lower than the original tempering temperature to prevent a drop in hardness.

<sup>2</sup> The temperature of the tool in the weld area immediately before the second and subsequent pass of a multiple pass weld. When exceeded, there is a risk of distortion of the tool or soft zones around the weld.

<sup>3</sup> Should not be used for more than 4 layers because of the increased risk of cracking.

## Surface treatment

### NITRIDING AND NITROCARBURISING

Nitriding gives a hard surface layer, which is very resistant to wear and erosion. A nitrided surface also increases the corrosion resistance. For best result, the following steps should be followed:

1. Rough machining
2. Stress tempering at 650°C, holding time 2 hours. Cool slowing to 500°C, then freely in air.
3. Fine machining
4. Nitriding

Process	Time h	Surface hardness HV <sub>0.2</sub>	Depth* mm
Gas nitriding at 510°C	10	1100	0.11
	30	1100	0.15
	60	1100	0.21
Plasma nitriding at 480°C	10	1150	0.13
	30	1150	0.17
	60	1150	0.22
Gas nitrocarburising at 580°C	2½	850	0.10

\* Nitriding depth is the distance from the surface where hardness is 50 HV higher than the matrix hardness

## Electrical discharge machining

If EDM is performed in the hardened and tempered condition, the EDM'd surface is covered with a resolidified layer (white layer) and a rehardened and untempered layer, both of which are very brittle and hence detrimental to the tool performance.

When a profile is produced by EDM, it is recommended to finish with "fine-sparking", i.e., low current, high frequency. For optimal performance, the EDM'd surface should be ground/polished to remove the white layer completely. The tool should then be retempered at approx. 25°C below the highest previous tempering temperature.

## Further information

For further information, i.e., steel selection, heat treatment, application and availability, please contact our ASSAB office nearest to you.

## Relative comparison of ASSAB cold work tool steels

### MATERIAL PROPERTIES AND RESISTANCE TO FAILURE MECHANISMS

ASSAB grade	Hardness/ Resistance to plastic deformation	Machinability	Grindability	Dimension stability	Resistance to		Fatigue cracking resistance	
					Abrasive wear	Adhesive wear	Ductility/ resistance to chipping	Toughness/ gross cracking
ASSAB DF-3	██████	██████████	██████████	█	██████	██████	██████	██████
CALMAX	██████	██████████	██████████	██████	██████	██████	██████████	██████████
CALDIE (ESR)	██████	██████████	██████████	██████	██████	██████████	██████████	██████████
ASSAB XW-10	██████	██████████	██████████	██████	██████	██████	██████	██████████
ASSAB 88	██████	██████████	██████████	██████	██████	██████████	██████	██████████
ASSAB XW-42	██████	██████████	██████████	██████	██████	█	██████	██████
ASSAB XW-5	██████	██████	██████	██████	██████████	█	█	██████
VANADIS 4 EXTRA	██████████	██████████	██████████	██████████	██████████	██████████	██████████	██████████
VANADIS 10	██████████	██████	██████	██████████	██████████	██████████	██████	██████
VANCRON 40	██████████	██████████	██████████	██████████	██████████	██████████	██████	██████
ASSAB PM 23	██████████	██████████	██████████	██████████	██████████	██████████	██████	██████████
ASSAB PM 30	██████████	██████████	██████████	██████████	██████████	██████████	██████	██████████
ASSAB PM 60	██████████	██████	██████	██████████	██████████	██████████	██████	██████████
AISI M2	██████████	██████████	██████████	██████████	██████████	██████	██████	██████

**REGIONAL HEAD OFFICE****SINGAPORE**

ASSAB Pacific Pte Ltd  
Tel : +65 6534 5600  
Fax: +65 6534 0655  
info@assab.com  
www.assab.com

**CHINA****Beijing**

ASSAB Tooling (Beijing) Co., Ltd.  
Tel : +86 10 6786 5588  
Fax: +86 10 6786 2988  
info.beijing@assab.com

**Changchun\***

ASSAB Tooling (Beijing) Co., Ltd.,  
Dalian Branch  
Tel : +86 431 8897 8922  
Fax: +86 431 8897 8922  
info.changchun@assab.com

**Changzhou\***

ASSAB Tooling Technology (Shanghai)  
Co., Ltd. - Changzhou Branch  
Dalian Branch  
Tel : +86 519 8188 0008  
Fax: +86 519 8510 2820  
info.changzhou@assab.com

**Chongqing**

ASSAB Tooling Technology  
(Chongqing) Co., Ltd.  
Tel : +86 23 6745 5698  
Fax: +86 23 6745 5699  
info.chongqing@assab.com

**Dalian**

ASSAB Tooling (Beijing) Co., Ltd.,  
Dalian Branch  
Tel : +86 411 8761 8080  
Fax: +86 411 8761 9595  
info.dalian@assab.com

**Dongguan**

ASSAB Tooling (Dong Guan)  
Co., Ltd.  
Tel : +86 769 2289 7888  
Fax: +86 769 2289 9312  
info.dongguan@assab.com

**Guangzhou\***

ASSAB Tooling (Dong Guan)  
Co., Ltd., Guangzhou Branch  
Tel : +86 020 3482 8891  
Fax: +86 020 3482 5329  
info.guangzhou@assab.com

**Hong Kong\***

ASSAB Steels (HK) Ltd.  
Tel : +852 2487 1991  
Fax: +852 2489 0938  
info.hongkong@assab.com

**Changsa\***

ASSAB Tooling (Dong Guan)  
Co., Ltd., Hunan Branch  
Tel : +86 731 8452 3986  
Fax: +86 731 8452 3986  
info.changsa@assab.com

**Nanchang\***

ASSAB Tooling (Dong Guan)  
Co., Ltd., Jiangxi Branch  
Tel : +86 769 2289 7888  
Fax: +86 769 2289 9312  
info.nanchang@assab.com

**Ningbo**

ASSAB Tooling Technology  
(Ningbo) Co., Ltd.  
Tel : +86 574 8680 7188  
Fax: +86 574 8680 7166  
info.ningbo@assab.com

**Qingdao**

ASSAB Tooling (Qingdao) Co., Ltd.  
Tel : +86 532 8752 9999  
Fax: +86 532 8752 9588  
info.qingdao@assab.com

**Shanghai**

ASSAB Tooling Technology  
(Shanghai) Co., Ltd.  
Tel : +86 21 2416 9688  
Fax: +86 21 5442 4244  
info.shanghai@assab.com

**Suzhou\***

ASSAB Tooling Technology  
(Shanghai) Co., Ltd. - Suzhou Branch  
Tel : +86 512 6900 0161  
Fax: +86 512 6252 9227  
info.suzhou@assab.com

**Tianjin\***

ASSAB Tooling (Beijing) Co., Ltd.,  
Tianjin Branch  
Tel : +86 22 2370 7808  
Fax: +86 22 2370 7806  
info.tianjin@assab.com

**Wuhan**

ASSAB Tooling Technology  
(Shanghai) Co., Ltd. - Wuhan Branch  
Tel : +86 27 6930 0156  
Fax: +86 27 6934 6326  
info.wuhan@assab.com

**Xiamen**

ASSAB Tooling (Xiamen) Co., Ltd.  
Tel : +86 592 562 4678  
Fax: +86 592 568 3703  
info.xiamen@assab.com

**Xi'an\***

ASSAB Tooling (Beijing) Co., Ltd.,  
Xi'an Branch  
Tel : +86 29 8525 5139  
Fax: +86 29 8526 2080  
info.xian@assab.com

**Yantai\***

ASSAB Tooling (Qingdao) Co., Ltd.  
Tel : +86 535 693 4100  
Fax: +86 535 693 4200  
info.yantai@assab.com

**INDONESIA****Jakarta - Head Office**

PT. ASSAB Steels Indonesia  
Tel : +62 21 461 1314  
Fax: +62 21 461 1306/  
+62 21 461 1309  
info.jakarta@assab.com

**Bandung\***

PT. ASSAB Steels Indonesia  
Tel : +62 22 5234 017  
Fax: +62 22 5234 020  
info.bandung@assab.com

**Cikarang\***

PT. ASSAB Steels Indonesia  
Tel : +62 21 461 1314  
Fax: +62 21 461 1306/  
+62 21 461 1309  
info.cikarang@assab.com

**Medan\***

PT. ASSAB Steels Indonesia  
Tel : +62 61 8477 935  
Fax: +62 21 8477 936  
info.medan@assab.com

**Semarang\***

PT. ASSAB Steels Indonesia  
Tel : +62 24 7071 2574/  
+62 24 7658 4803  
Fax: +62 24 674 7145  
info.semarang@assab.com

**Surabaya**

PT. ASSAB Steels Indonesia  
Tel : +62 31 849 9606  
Fax: +62 31 843 2040  
info.surabaya@assab.com

**Tangerang\***

PT. ASSAB Steels Indonesia  
Tel : +62 21 5316 0720-1  
Fax: +62 21 5316 0794  
info.tangerang@assab.com

**JAPAN****Tokyo - Head Office\***

Bohler-Uddeholm KK  
Tel : +81 3 5226 3771  
Fax: +81 3 5226 6110  
info@bohler-uddeholm.jp

**Fukuroi\***

Bohler-Uddeholm KK  
Tel : +81 538 43 9240  
Fax: +81 538 43 9244  
info@bohler-uddeholm.jp

**Nagoya\***

Bohler-Uddeholm KK  
Tel : +81 52 979 5081  
Fax: +81 52 933 6461  
info@bohler-uddeholm.jp

**Osaka\***

Bohler-Uddeholm KK  
Tel : +81 6 6307 7621  
Fax: +81 6 6307 7627  
info@bohler-uddeholm.jp

**KOREA****Incheon - Head Office**

ASSAB Steels (Korea) Co., Ltd.  
Tel : +82 32 821 4300  
Fax: +82 32 821 3311  
info.korea@assab.com

**Busan**

ASSAB Steels (Korea) Co., Ltd.  
Tel : +82 51 831 3315  
Fax: +82 51 831 3319  
info.korea@assab.com

**Daegu**

ASSAB Steels (Korea) Co., Ltd.  
Tel : +82 53 384 3315  
Fax: +82 53 384 3317  
info.korea@assab.com

**MALAYSIA****Kuala Lumpur - Head Office**

ASSAB Steels (Malaysia) Sdn. Bhd. (79223-X)  
Tel : +60 3 6189 0022  
Fax: +60 3 6189 0044/55  
info.kualalumpur@assab.com

**Northern Branch**

ASSAB Steels (Malaysia) Sdn. Bhd. (79223-X)  
Tel : +60 4 507 2020  
Fax: +60 4 507 6323  
info.penang@assab.com

**Southern Branch**

ASSAB Steels (Malaysia) Sdn. Bhd. (79223-X)  
Tel : +60 7 598 0011  
Fax: +60 7 599 4890  
info.johor@assab.com

**PHILIPPINES**

ASSAB Pacific Pte Ltd -  
Philippine Branch  
Tel : +63 29 539 0441 to 0442  
Fax: +63 49 539 1075  
info.philippines@assab.com

**SINGAPORE**

ASSAB Steels Singapore (Pte) Ltd  
Tel : +65 6862 2200  
Fax: +65 6862 0162  
info.singapore@assab.com

**TAIWAN****Taipei - Head Office**

ASSAB Steels Taiwan Co., Ltd.  
Tel : +886 2 2299 2849  
Fax: +886 2 2299 0147  
info.taipei@assab.com

**Kaoshiung**

ASSAB Steels Taiwan Co., Ltd.  
Tel : +886 7 624 6600  
Fax: +886 7 624 0012  
info.kaoshiung@assab.com

**Nantou**

ASSAB Steels Taiwan Co., Ltd.  
Tel : +886 49 225 1702  
Fax: +886 49 225 3173  
info.nantou@assab.com

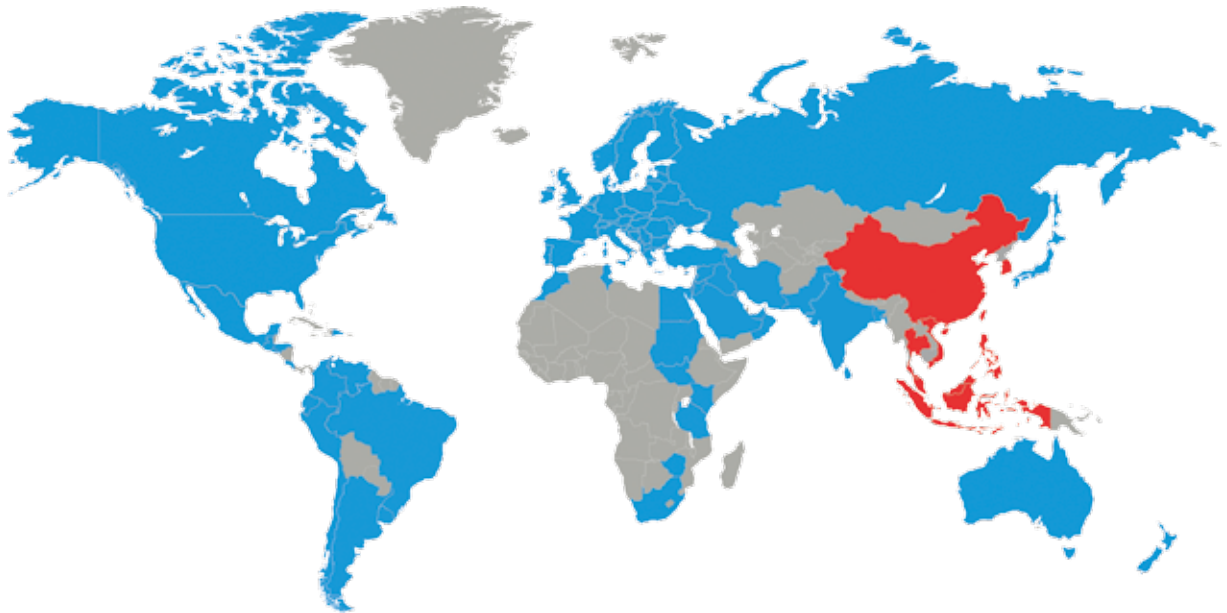
**THAILAND**

ASSAB Steels (Thailand) Ltd.  
Tel : +66 2 757 5017  
Fax: +66 2 385 5943  
info.thailand@assab.com

**VIETNAM**

ASSAB Steels (Vietnam) Co. Ltd.  
Tel : +84 61 8899 099  
Fax: +84 61 8899 191  
info.vietnam@assab.com

\* Sales office



Choosing the right steel is of vital importance. ASSAB engineers and metallurgists are always ready to assist you in your choice of the optimum steel grade and the best treatment for each application. ASSAB not only supplies steel products with superior quality, we offer state-of-the-art machining, heat treatment and surface treatment services to enhance steel properties to meet your requirement in the shortest lead time. Using a holistic approach as a one-stop solution provider, we are more than just another tool steel supplier.

ASSAB and Uddeholm are present on every continent. This ensures you that high-quality tool steels and local support are available wherever you are. Together we secure our position as the world's leading supplier of tooling materials.

For more information, please visit [www.assab.com](http://www.assab.com)